



**Hinckley & Bosworth
Borough Council**

Monthly Outturn Reports

For the period April 2023 to December 2023

CONTENTS

PAGE	
1-11	General Fund
12-15	Capital Programme
16-19	HRA
19-20	Cash Flow

December 2023 Budget Monitoring Summary 2023/24

Council Feb 24

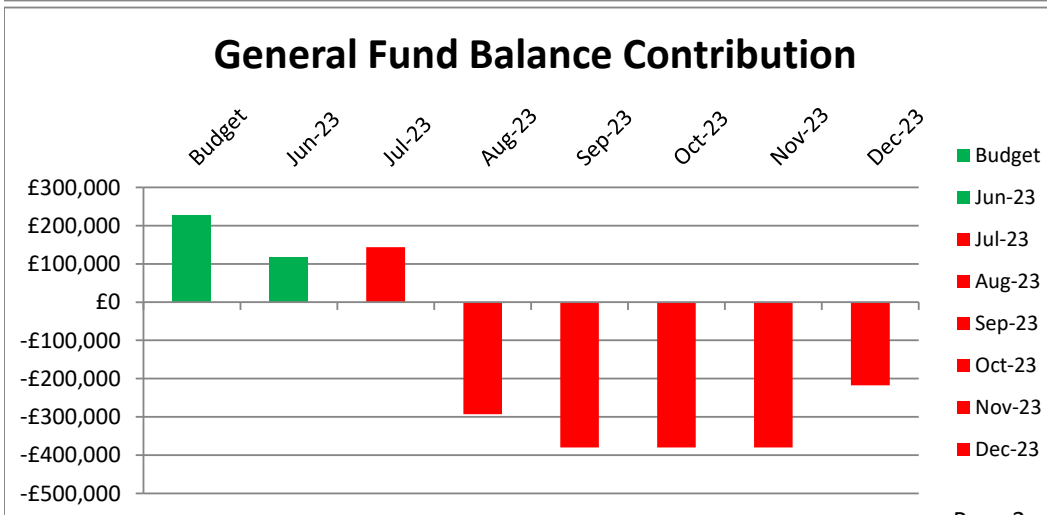
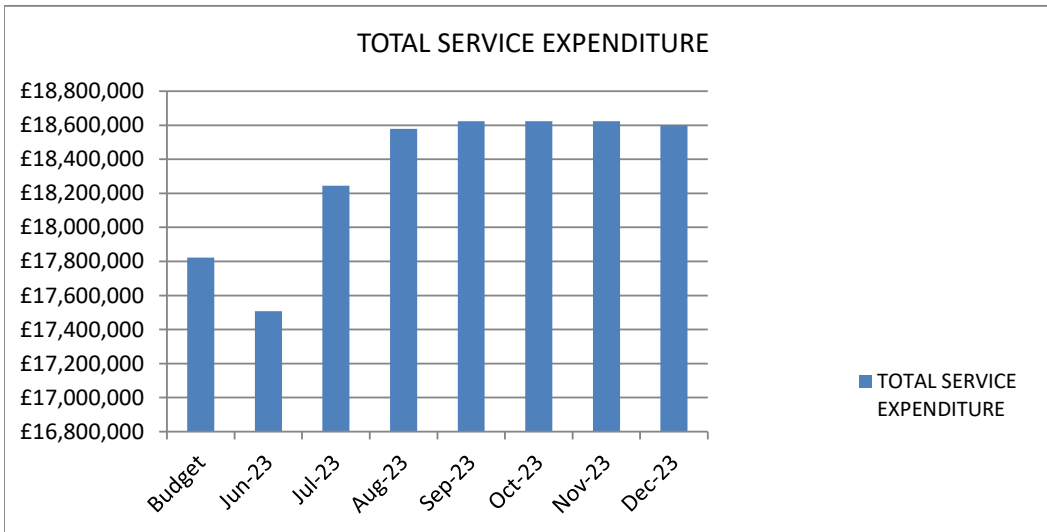
Service	Budget as per Feb 23 budget Book	Supplementary Budgets/wirements approved to date	Latest Budget used for Monitoring ledger	recharges	Budget per Monitoring Report	Estimated Outturn Variations	Estimated Outturn	Estimated Outturn	Variance
Community Services & Development Services	8,032,150	657,511	8,689,661	(2,445,118)	6,244,543	466,000	9,155,661	9,138,171	17,490
Corporate, Support & Street Scenes Services	9,790,640	384,297	10,174,937	2,445,118	12,620,055	(732,000)	9,442,937	9,555,277	(112,340)
Pay Aword and Utility								75,000	(75,000)
TOTAL SERVICE EXPENDITURE	17,822,790	1,041,808	18,864,598	0	18,864,598	(266,000)	18,598,598	18,768,448	(169,850)
Special Expenses	(783,720)	(15,132)	(798,852)	0	(798,852)	7,000	(791,852)	(791,652)	(200)
Capital Accounting	(1,589,700)		(1,589,700)	0	(1,589,700)		(1,589,700)	(1,589,700)	0
External Interest - Net	227,150		227,150	0	227,150	(40,000)	187,150	187,150	0
IAS 19 Adjustment	(1,958,190)		(1,958,190)	0	(1,958,190)		(1,958,190)	(1,958,190)	0
Use of UG&C Reserves	(15,060)	(643,040)	(658,100)	0	(658,100)	55,000	(603,100)	(414,100)	(189,000)
Transfer to UG &C Reserves	0		0	0	0	384,000	384,000	384,000	384,000
Use of Carry fwds	0	(137,616)	(137,616)	0	(137,616)		(137,616)	(137,616)	0
Transfer to carry forward reserve	0		0	0	0		0	0	0
Transfer to Reserves	415,000		415,000	0	415,000	925,474	1,340,474	1,340,474	0
Transfer to Reserves Council Tax Support	0	0	0	0	0		0	0	0
Use of Reserves	(1,760,582)	(165,601)	(1,926,183)	0	(1,926,183)	(340,000)	(2,266,183)	(2,266,183)	0
BUDGET REQUIREMENT	12,357,688	80,419	12,438,107	0	12,438,107	725,474	13,163,581	13,138,631	24,950
Financing									
Council Tax	5,144,303		5,144,303	0	5,144,303		5,144,303	5,144,303	0
National Non-Domestic Rate	6,602,210		6,602,210	0	6,602,210	360,686	6,962,896	6,962,896	0
New Homes Bonus	581,966		581,966	0	581,966		581,966	581,966	0
Collection Fund Surplus	(59,396)		(59,396)	0	(59,396)		(59,396)	(59,396)	0
Lower Tier Support Grant	215,616		215,616	0	215,616		215,616	215,616	0
Service Grant	100,950		100,950	0	100,950		100,950	100,950	0
TOTAL RESOURCES (HBBC BUDGET)	12,585,649	0	12,585,649	0	12,585,649	360,686	12,946,335	12,946,335	0
Movement in General Fund Balances	227,961	(80,419)	147,542	0	147,542	(364,788)	(217,246)	(192,296)	(24,950)
Special Expenses									
Expenditure	783,720	15,132	798,852	0	798,852	(7,000)	791,852	791,852	
Council Tax Income	763,591	0	763,591	0	763,591	0	763,591	763,591	
Movement in Special Expenses Balances	(49,629)	0	(49,629)	0	(35,261)	7,000	(28,261)	(28,261)	
Special Expenses to /(from) Reserves	29,500		29,500	0	29,500	0	29,500	29,500	
Special Expenses mvt in Balances	(49,629)	0	(49,629)	0	(49,629)	0	(49,629)	(49,629)	
BUDGET REQUIREMENT	763,591	15,132	778,723	0	778,723	(7,000)	771,723	771,723	
Total Movement in Balances	178,332	(80,419)	97,913	0	97,913	(364,788)	(266,875)	(241,925)	
NBR	13,349,240	15,132	13,364,372	0	13,364,372	353,686	13,693,108	13,718,058	

Under/overspend	£	£
Mvt to/(from) Balances Orig Budget		227,961
Mvt to/(from) Balances Latest Budget		
Mvt to/(from) Balances Outturn		(217,246)
Outturn change		445,207

() = Underspend

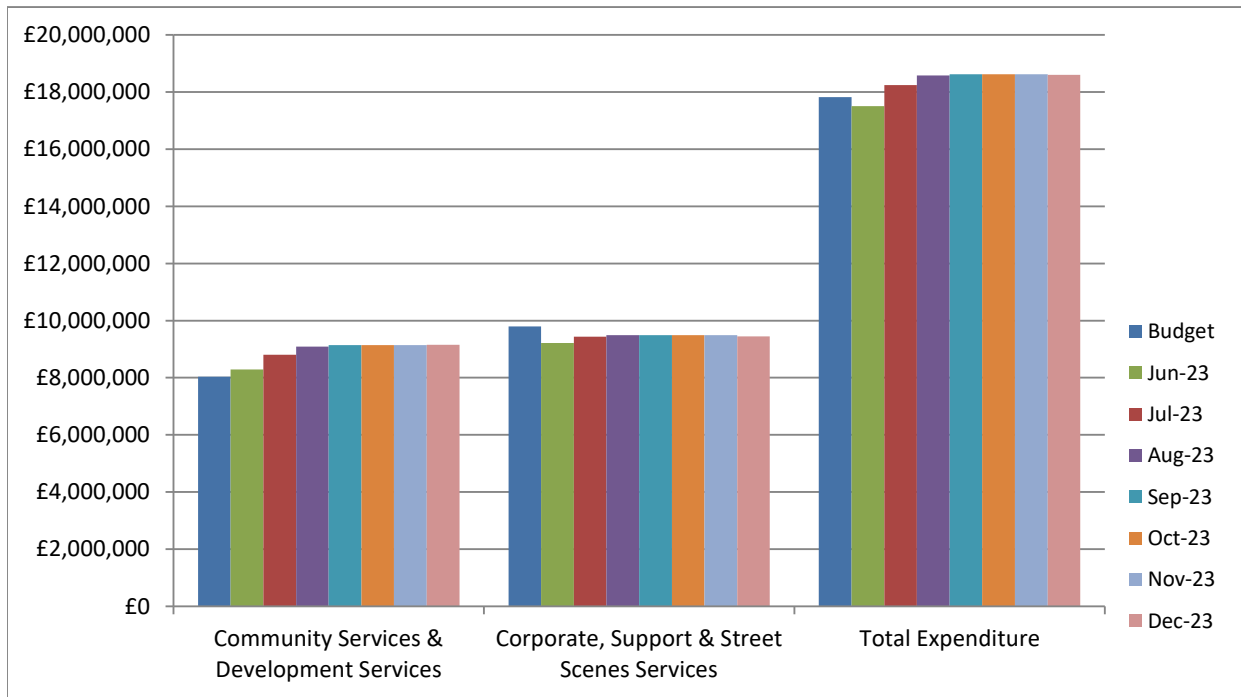
December 2023 Budget Monitoring Summary 2023/24- General Fund Services

	Budget	Jun-23	Jul-23	Aug-23	Sep-23	Oct-23	Nov-23	Dec-23
TOTAL SERVICE EXPENDITURE	£17,822,790	£17,507,603	£18,245,420	£18,578,208	£18,623,448	£18,623,448	£18,623,448	£18,598,598
	Budget	Jun-23	Jul-23	Aug-23	Sep-23	Oct-23	Nov-23	Dec-23
General Fund Balance Contribution	£227,961	£117,185	£143,475	-£292,841	-£380,081	-£380,081	-£380,081	-£217,246



December 2023 Main changes in outturn

	Budget	Jun-23	Jul-23	Aug-23	Sep-23	Oct-23	Nov-23	Dec-23
Community Services & Development Services	£8,032,150	£8,288,150	£8,808,842	£9,087,171	£9,138,171	£9,138,171	£9,138,171	£9,155,661
Corporate, Support & Street Scenes Services	£9,790,640	£9,219,453	£9,436,578	£9,491,037	£9,485,277	£9,485,277	£9,485,277	£9,442,937
Total Expenditure	£17,822,790	£17,507,603	£18,245,420	£18,578,208	£18,623,448	£18,623,448	£18,623,448	£18,598,598



Summary of Timing Differences
Under spends/(Overspends) caused by timing differences
Monthly Outturn Report 1st April 2023 to 31st December 2023

		£	£
DSO Housing Repairs	Work in Progress	(109,000)	
	Material invoices to be processed	35,000	
	agency budget to be reprofiled	(20,000)	
	Painting works to be reprofiled	(30,000)	
	Under recovery of overheads	(102,000)	
	Other Minor variations	5,000	(221,000)
Homelessness	Ukraine grant received from DHLUC in advance of spend	176,000	
	December B&B costs to be paid in January	48,000	
	Income from bond scheme repayments	29,000	253,000
Private Sector Housing	Reprofile of budgets required	35,000	35,000
CCTV	Awaiting CCTV Security invoices	6,000	6,000
Community Safety	Outstanding accrual - return unspent PCC safer streets funding	7,000	7,000
Leisure Centre	Energy Benchmarking costs from prior year to be finalised as part of wider on-going discussions with Leisure Provider	32,000	
	Invoice for November and December 2023 Management Fee to be raised	(192,000)	(160,000)
Sports Development	Payment for 2nd 50% due in respect of Lets Get Moving monies	11,000	11,000
Highways Miscellaneous	Reprofile of budget for footpath lighting required	3,000	3,000
Climate Change	Reprofile of budget required	24,000	24,000
Emergency Planning	awaiting invoices from resilience partnership	31,000	31,000
Local Land Charges	Quarter 4 2022/23 SLA payment to Blaby District Council not yet invoiced	6,000	6,000
Dog Warden Service	awaiting hired and contracted invoices	2,000	2,000
Environmental Health	awaiting hired and contracted invoices for case involving mallory racing circuit	13,000	
	awaiting vet fees invoices	3,000	
	awaiting equipment purchase invoices	1,000	17,000
Licenses	Other Minor variations	1,000	
	awaiting DBS invoices	2,000	3,000
Pest Control Service	awaiting hired and contracted invoices	4,000	4,000
Community Planning	Payment for quarter 3 of VCS Service delivery to be made	11,000	
	Reprofile of budgets required for payments for hired and contract services payments to match spend profile	15,000	26,000
Development Control	Agency/Consultancy staff invoices to be paid in January relating to December	33,000	
	Awaiting invoices from Harborough DC for Team Leader costs	30,000	63,000
Economic Development	Kickstart grant from DWP to be repaid	15,000	
	Reprofile of budget in respect of Recharge to Oadby and Wigston for post	(5,000)	
	Reprofile of Town Centre Events budgets	(5,000)	5,000
Corporate Management	Financial period correction to over-estimate of accruals for rental referring to prior year, being accounted for as a reversal in the current financial year to prevent estimates over the 2022/23 year end period distorting in year performance for 2023/24.	(127,000)	
	Prepayment of Costs incurred relating to 2023 to 2031 - Ascendent system for Grants	(13,000)	
	Expenditure relating to Alternative Fuel Payment to be offset against Grant Income	(50,000)	
	COVID 19 Grant - Returned monies to be repaid to Government	2,000	
	Budgets relating to Contain Funding to be reprofiled	27,000	
	External Audit Fees relating to 2021-22 & 2022/23	62,000	
	Audit Fees to Q3 2023/24	96,000	(3,000)
Council Tax / NNDR	Contribution to Revs & Bens Partnership - Q3	48,000	48,000
Council Tax Support	Contribution to Revs & Bens Partnership - Q3	29,000	29,000
General Grants	Twycross Budgets to be reprofiled	80,000	80,000
Register and Borough Elections	Expenses to be transferred to Election Account once funding received	(38,000)	
	Awaiting transfer of Parish elections income to election account.	47,000	
	Prepayment of mobile canvasser application licences for period Apr - Aug 24	(3,000)	
	Reprofile of budgets required for printing and stationery and e-mail support	2,000	8,000
Benefits Fraud and Rent Allowances	Contribution to Revs & Bens Partnership - Q3	23,000	
	Benefits Payments to December - reflected on the ledger in January Additional benefit costs incurred - Income to received when Year End Reconciliation is completed	561,000 (282,000)	302,000
Miscellaneous Properties	Delay in raising rent & Service Charge invoices re Q4	(174,000)	
	Manned Security Charges November 23 paid twice	(9,000)	
	Service Charge adjustment re 2022/23 not yet processed	(60,000)	
	Service Charges for Crescent paid earlier than anticipated	(21,000)	
	Consultancy costs still outstanding from 2022/23	4,000	(260,000)
Asset Management	Cleaning Costs relating to 2022/23 - Outstanding Accruals	3,000	
	Agency Costs relating October	10,000	13,000
Communications and Promotions	Invoice expected from Blaby District Council for FOI related contract	18,000	
	Reprofile of budgets required for subscriptions and computer software maintenance and Borough Bulletin	(10,000)	8,000
Finance Support	awaiting invoice for procurement support	30,000	
	staff income recharge ukspf to be processed at year end	(20,000)	
	awaiting final internal audit costs	37,000	
	other minor variations	5,000	52,000
Health & Safety	Awaiting health and safety various training course invoices	2,000	2,000
I.T. Support	Outstanding Telephone costs re 2023/24	3,000	
	Budgets to be reprofiled	29,000	
	IT licenses paid id advance	(146,000)	
	Awaiting agency invoices	7,000	
	Invoices to be raised to ICT Partners	(100,000)	(207,000)

Summary of Timing Differences
Under spends/(Overspends) caused by timing differences
Monthly Outturn Report 1st April 2023 to 31st December 2023

		£	£
Legal Services	Awaiting shared service income	(4,000)	
	Awaiting agency invoices	4,000	
	Awaiting library invoices	7,000	7,000
Corporate Support Team	Awaiting misc income	(2,000)	(2,000)
Human Resources	Vacancy Advertising to be recharged for Electoral Services Manager	(1,000)	
	Expenditure in respect of Ill health insurance claim to be recoded	(14,000)	
	Reprofile of budget in respect of budget for Employee Assistance Platform and software Maintenance	(13,000)	(28,000)
UKSPF	project budget to be reprofiled	55,000	55,000
DSO Grounds Maintenance	Awaiting lease invoices	9,000	
	Awaiting for agency charges	4,000	
	Awaiting equip maint invoices and materials	15,000	
	Awaiting income from street cleansing	(8,000)	
	Awaiting repairs & maint. invoices	3,000	23,000
Countryside Management	Awaiting tree work invoices	3,000	3,000
Parks	Awaiting tree work invoices	26,000	
	Awaiting material invoices	17,000	
	Reprofile material budget	16,000	
	Awaiting play area maintenance invoice	6,000	65,000
Recycling	Prepaid garden waste income	177,000	
	reprofile Hired & Contracted budget	16,000	
	Awaiting Repairs & Maintenance invoices	6,000	
	Hired & Contracted budget to be reprofiled	(18,000)	
	Vehicle hire payments made in advance	(52,000)	
	Awaiting disposal charges invoices	34,000	
	Awaiting disposal fee reimbursement from County Council	(68,000)	95,000
Refuse	Awaiting agency invoices	53,000	
	Vehicle hire payments made in advance	(37,000)	
	Awaiting LCC disposal invoices	105,000	
	Other minor variations	2,000	123,000
Street Cleansing	Awaiting Repairs & Maintenance invoices	3,000	
	Awaiting equipment invoices	13,000	
	miscoded income to be moved to DSO Grounds Maintenance	8,000	
	Awaiting Hire contracted services	11,000	35,000
Car Parks	Awaiting for hire service invoices	8,000	
	Awaiting Equipment Maintenance invoices	3,000	11,000
	TOTAL TIMING DIFFERENCES	574,000	574,000

General Fund Service Area 2023/24 Monthly Outturn to December 2023

			Budget to Date	Actual to Date	Variance to Date	Timing Differences	Variance excluding timing Differences	Latest Budget 2023/24	Forecast Outturn	Forecast Variation to Year End	Carry Forwards	Ref
cm01	Community Services & Development Services	DSO Housing Repairs	(789,787)	(567,772)	(222,015)	(221,000)	(1,015)	(1,062,835)	(1,062,835)			
cm02		Contribution to Housing Rev Ac	0	0	0		0	20,000	20,000			
cm04		Forest Road Garages	(4,463)	(4,647)	184		184	(5,950)	(5,950)			
cm05		Homelessness	103,584	316,313	(212,729)	253,000	(465,729)	268,290	861,290	(593,000)		1.1
cm07		Housing Strategy	496	537	(41)		(41)	14,006	14,006			
cm08		Private Sector Housing	56,771	17,926	38,845	35,000	3,845	523,940	517,940	6,000		1.2
cm09		Children and Young People	3,782	1,858	1,924		1,924	12,154	12,154			
cm10		CCTV	94,993	86,101	8,892	6,000	2,892	138,490	138,490			
cm11		Community Safety	20,482	(47,446)	67,928	7,000	60,928	93,944	50,944	43,000	35,000	1.3
cm12		Creative Communities	14,731	17,258	(2,527)		(2,527)	33,797	33,797			
cm13		Leisure Centre	(534,518)	(395,348)	(139,170)	(160,000)	20,830	(504,506)	(470,506)	(34,000)		1.4
cm14		Leisure Promotion	17,479	20,968	(3,489)		(3,489)	162,012	162,012			
cm15		Sports Development	4,243	(2,881)	7,124	11,000	(3,876)	(1,989)	(1,989)			
cm16		Highways Miscellaneous	54,906	39,921	14,985	3,000	11,985	82,370	70,370	12,000		1.5
cm17		Markets	31,390	43,726	(12,336)		(12,336)	48,474	61,474	(13,000)		1.6
cm19		Climate Change	31,875	5,662	26,213	24,000	2,213	4,270	4,270			
ep01		Emergency Planning	32,067	125	31,942	31,000	942	33,918	33,918			
ep02		Local Land Charges	29,927	22,018	7,909	6,000	1,909	30,027	30,027			
ep07		Dog Warden Service	17,415	15,457	1,958	2,000	(42)	25,892	25,892			
ep08		Environmental Health	33,807	16,917	16,890	17,000	(110)	174,042	174,042			
ep09		Land Drainage	31,576	32,284	(708)		(708)	45,750	45,750			
ep10		Licences	(90,200)	(94,141)	3,941	3,000	941	(71,070)	(71,070)			
ep12		Pest Control	6,859	1,834	5,025	4,000	1,025	13,164	13,164			
ep17		Building Inspection	43,264	50,277	(7,013)		(7,013)	43,264	117,264	(74,000)		1.7
ep19		Community Planning	140,705	115,634	25,071	26,000	(929)	167,977	167,977			
ep20		Development Control	(244,719)	(2,992)	(241,727)	63,000	(304,727)	(246,944)	83,056	(330,000)		1.8
ep21		Economic Development	127,851	58,996	68,855	5,000	63,855	289,454	229,454	60,000	60,000	1.9
ep22		Environmental Initiatives	990	990	0		0	1,320	1,320			
ep23		Planning Policy	393,269	199,304	193,965		193,965	648,604	573,604	75,000		1.10
		Community Services Salaries	3,872,997	3,570,853	302,144		302,144	5,262,678	4,880,678	382,000	169,000	1.11
	Community Services & Development Services		3,501,772	3,519,730	(17,958)	115,000	(132,958)	6,244,543	6,710,543	(466,000)	264,000	
cp01	Corporate, Support & Street Scenes Services	Corporate Management	944,167	914,029	30,138	(3,000)	33,138	1,471,849	375,849	1,096,000		2.1
cp02		Corporate Management (Civic)	17,126	13,697	3,429		3,429	26,630	26,630			
cp03		Council Tax / NNDR	426,721	374,377	52,344	48,000	4,344	395,965	395,965			
cp04		Council Tax Support	179,596	97,387	82,209	29,000	53,209	372,310	372,310			2.2
cp05		General Grants	45,640	(113,057)	158,697	80,000	78,697	(366,053)	(450,053)	84,000		2.3
cp06		Register and Borough Elections	38,218	18,989	19,229	8,000	11,229	243,031	232,031	11,000		2.4
cp07		Benefits Fraud and Rent Allowances	(61,375)	(291,332)	229,957	302,000	(72,043)	68,598	217,598	(149,000)		2.5
cp08		Public Conveniences	17,763	9,461	8,302		8,302	24,804	19,804	5,000		2.6
cp09		Industrial Estates	(434,367)	(585,618)	151,251		151,251	(572,212)	(695,212)	123,000		2.7
cp10		Misc Property	(342,074)	(68,731)	(273,343)	(260,000)	(13,343)	(480,178)	(400,178)	(80,000)		2.8
cp11		Asset Management	156,200	152,972	3,228	13,000	(9,772)	212,935	212,935			2.9
cp12		Communications & Promotion	55,236	47,085	8,151	8,000	151	121,777	121,777			
cp13		Council Offices	899,242	1,115,682	(216,440)		(216,440)	1,203,757	1,419,757	(216,000)		2.10

General Fund Service Area 2023/24 Monthly Outturn to December 2023

		Budget to Date	Actual to Date	Variance to Date	Timing Differences	Variance excluding timing Differences	Latest Budget 2023/24	Forecast Outturn	Forecast Variation to Year End	Carry Forwards	Ref
cp14	Finance Support	159,105	97,960	61,145	52,000	9,145	351,984	329,984	22,000		2.11
cp15	Health and Safety	12,855	10,691	2,164	2,000	164	25,918	25,918			
cp16	I.T. Support	168,317	394,640	(226,323)	(207,000)	(19,323)	299,318	299,318			2.12
cp17	Legal Services	60,302	158,174	(97,872)	7,000	(104,872)	92,204	142,204	(50,000)		2.13
cp18	Performance & Scrutiny	2,878	1,688	1,190		1,190	12,745	12,745			
cp19	Corporate Support Team	62,347	64,867	(2,520)	(2,000)	(520)	89,296	89,296			
cp20	Human Resources	116,579	150,968	(34,389)	(28,000)	(6,389)	199,998	199,998			2.14
cp21	Committee Services	21,576	15,676	5,900		5,900	40,759	40,759			2.15
cp22	Customer Contact Centre	21,100	29,695	(8,595)		(8,595)	114,478	122,478	(8,000)		2.16
cp23	UK Shared Prosperity Fund	(254,460)	(396,141)	141,681	55,000	86,681	(191,532)	(281,532)	90,000	90,000	2.17
ep03	DSO Grounds Maintenance	(559,527)	(538,430)	(21,097)	23,000	(44,097)	(808,617)	(773,617)	(35,000)		2.18
ep04	Allotments	2,754	138	2,616		2,616	5,166	5,166			
ep05	Cemeteries	101,044	76,008	25,036		25,036	149,475	135,475	14,000		2.19
ep06	Countryside Management	98,601	86,208	12,393	3,000	9,393	128,299	123,299	5,000		2.20
ep11	Parks	533,188	461,460	71,728	65,000	6,728	778,556	778,556			2.21
ep13	Recycling	207,084	(55,209)	262,293	95,000	167,293	699,255	527,255	172,000		2.22
ep14	Refuse Collection	453,531	186,282	267,249	123,000	144,249	711,470	556,470	155,000		2.23
ep15	Street Cleansing	33,869	(16,282)	50,151	35,000	15,151	170,319	148,319	22,000		2.24
ep16	Waste Business Improvements	(23,358)	(23,120)	(238)		(238)	(31,140)	(31,140)			
ep18	Car Parks	(89,673)	(120,469)	30,796	11,000	19,796	(167,560)	(189,560)	22,000		2.25
	HRA Recharge of Support Services	(1,172,599)	(1,165,779)	(6,820)		(6,820)	(1,563,106)	(1,608,106)	45,000		2.26
	Corporate Services Salaries	6,530,065	6,540,939	(10,874)		(10,874)	8,789,557	8,865,557	(76,000)	85,000	2.27
	Crematorium	0	0	0		0	0	590,000	(590,000)		2.28
	estimated utility underspend							(70,000)	70,000		2.29
	Impact of Pay Award over budgeted figure							0			
	Corporate, Support & Street Scenes Services	8,427,671	7,644,906	782,765	459,000	323,765	12,620,055	11,888,055	732,000	175,000	
	Position as December 2023	11,929,443	11,164,636	764,807	574,000	190,807	18,864,598	18,598,598	266,000	439,000	

List of Supplementary Budgets Approved - 2023/24

Narrative	Amount	Community Services & Development Services	Corporate, Support & Street Scenes Services
Countryside Management - Supplementary to cover costs of cancellation of open day event	1,033		1033
The purchase of internal and external MOGO licence plates for hackney carriage and private hire vehicles, plus P&P (2 x £500.00)	1,000	1000	
Agreed procurement and implementation of an upgraded Applicant Tracking System linked to our recruitment process as agreed by SLT	9,940		9940
Parks - To cover works at overland drive funded from grant monies	16,810		16810
Salary increase to cover 4 hours of admin support for new community equipment grants as approved by DLT	3,030		3030
Total Budget Movement to June	31,813	1,000	30,813
Budget Movements - July			
Carry Forwards from 2022/23 Funded by Reserves (LDF Reserve)	165,601	165,601	
Carry Forwards from 2022/23	137,616	85,547	52,069
Carry Forwards - Unapplied Grants 2022/23	506,174	339,688	166,486
Carry Forwards - Unapplied Grants Pre 2022/23	117,716	13,146	104,570
Bradgate Stables Options appraisal additional costs as approved by Exec 18/7/23 (Net Cost)	5,550	5,550	
Additional costs of Bradgate Stables (net)	1,160	1,160	
Total Budget Movement July	933,817	610,692	323,125
Budget Movements - August			
Proms in the parking funding as agreed by Hinckley Area Committee	11,000	11,000	
Additional contribution to Building control partnership	6,640	6,640	
Budget to cover costs to cover exhumation and reburial	4,132		4,132
replace end of life iPhones with Samsung Android devices	10,000	10,000	
To cover costs at London Road	2,340		2,340
Additional fuel funds HVO	17,676		17,676
Virements Between Committees	0	9,689	-9,689
Total Budget Movement August	51,788	37,329	14,459
Annual licence subscription for Cloud booking	3,240	0	3,240
Total Budget Movement September	3,240	0	3,240
Hearing loop for conferences, award ceremonies, events etc.	2,050	2,050	
Grant given to Hinckley Bid in respect of Santa Grotto for 2023 funded from the Hinckley Area Committee Reserve	5,000	5,000	
Total Budget Movement - October	7,050	7,050	0
Appointment of Transport Manager	14,100	1,410	12,690
Total Budget Movement - November and December	14,100	1,410	12,690
Total Budget Movement Year to date	1,041,808	657,481	384,327

Outturn Explanations April 2023 to December 2023 Key : () = overspend				
Forecasted year end variations		Variation To Date	Forecast Year End	Forecast September
		£000's	£000's	£000's
Community Services & Development Services		(132)	(466)	(457)
	Homelessness			
1.1	Bed & Breakfast/prevention overspend to date	(520)	(670)	(450)
	Experian Housing Options contract	(9)	(9)	(9)
	Additional income from Housing Benefits & B&B contributions	75	100	90
	Overtime Overspend	(6)	(8)	0
	Other minor variations	(6)	(6)	(7)
1.2	Private Sector Housing			
	Additional income received to date	4	6	0
1.3	Community Safety			
	Underspend to date on minor projects	47	35	35
	Electricity & Gas underspend to date	8	4	
	Additional Mental Health grant	4	4	
	Other minor variations	2	0	
1.4	Leisure Centre			
	Leisure Centre management fee to be reduced to allow for additional contractor costs	25	(77)	(77)
	Predicted lower expected cost of Energy Benchmarking settlement for current year	0	50	50
	Additional insurance cost from Leisure provider	(7)	(7)	(7)
	Other Minor Variations	3	0	0
1.5	Highways Maintenance			
	Additional income received to date from Street Nameplates	9	8	1
	New Burdens grant income for pavement Licencing	4	4	0
	Other minor variations	(1)	0	0
1.6	Markets			
	Reduction in rental income to date	(9)	(13)	(8)
	Other minor variations	(3)	0	0
1.7	Building Inspection			
	Additional contributions to Building Control Partnership due to income shortfall	0	(67)	
	Other minor variations - mainly computer software maintenance & insurance recharges	(7)	(7)	0
1.8	Development Control			
	Income shortfall from planning applications	(110)	(25)	(125)
	Agency staff overspend	(139)	(180)	(140)
	Additional planning enforcement costs	(22)	(50)	(50)
	Appeal costs forecast overspend	(49)	(85)	(105)
	Staff advertising underspend to date	15	10	0
1.9	Economic Development			
	HNRFI underspend	66	60	
	Other Minor Variations	(2)	0	0
1.10	Planning Policy			
	Local Plan underspend to date	176	75	75
	Bradgate Stables underspend to date	15	0	
	Other minor variations	3	0	0
1.11	Salary Directorate Variation	302	382	270

Outturn Explanations April 2023 to December 2023			
Key : () = overspend			
	Variation To Date	Forecast Year End	Forecast Year End September
	£000's	£000's	£000's
	311	732	677
Corporate, Support & Street Scenes Services			
2.1 Corporate Management			
Increase in renewable energy costs		(4)	(4)
Estimated income from Business Rates Pool to be set aside for regeneration		1,100	1,100
No Longer making contributions to Coventry & Warwickshire Partnership growth hub	12		
New Burdens income to cover cost of administering Energy Support Scheme re alternative fuel payments	17		
Minor Variances	3		
2.2 Council Tax Support			
Additional Grant income to be used to cover additional benefit support	46	0	0
New Burden income received	10		
Minor Variances	(3)		
2.3 General Grants			
Additional Income relating to Mira Enterprise Zone	84	84	
Minor Variances	(5)		
2.4 Register and Borough Elections			
Underspend on cost of payments to Electoral canvassers (Canvass now complete)	4	4	
Additional Section 31 Grant income	7	7	7
2.5 Benefits Fraud and Rent Allowances			
Reduction in Income from Benefits Overpayments due to Universal Credit	(69)	(65)	(25)
Addition Benefits Admin Grant	12	16	16
DWP Grant income	16		
New Burdens Income	18	15	15
Reduction in DHP income	(31)	(31)	
Additional Audit Fees relating to Subsidy Audit - additional costs for 2021/22, 2022/23 & 2023/24	(23)	(84)	
Other Minor Variances	5		
2.6 Public Conveniences			
No NNDR payable on public toilets	5	5	5
Other Minor Variances	3		
2.7 Industrial Estates			
NNDR lower than anticipated due to the number of vacant units	13	15	7
Utility cost on vacant properties lower than anticipated	17		
Income received from tenants to cover insurance costs incurred by HBBC	12	15	7
Insurance relating to Premises lower than anticipated	3	3	3
Service Charge Income higher than anticipated	3		5
Additional rental income	98	90	60
Other Minor Variances	5		
2.8 Misc Property			
Service Charge & Rental income lower than anticipated due to vacant units	(80)	(80)	(50)
Crescent Asset Maintenance	7	7	
Utility variance	41		
NNDR lower than anticipated due to the number of vacant units	13		
Service Charge payable on Crescent	0	(7)	
Other Minor Variances	6		
2.9 Asset Management			
Additional Agency costs	(4)		
Minor Variances	(6)		
2.10 Council Offices			
Reduction in NNDR at Jubilee due to transitional relief	9	9	
Net pressure due to delay in NHS move to Hinckley Hub	(225)	(225)	(225)
Variance on Utility costs	15		
Legal Fees associated with the NHS moving to the Hub	(8)		
Additional charges incurred for the collection of waste from the Jubilee Building	(2)		
Other Minor Variances	(5)		
2.11 Finance Support			
cashiers software underspend likely needed to be carried forward and used next year	10	22	
overspend on creditors agency budget	(5)	0	
Other Minor Variances	4	0	
2.12 I.T. Support			
Additional Software costs associated with Web Upgrade	(22)		
Overtime lower than anticipated	7		
Additional costs incurred relating to Cyber Security	(10)		
Other Minor Variances	6		
2.13 Legal Services			
Agency Overspend covered by vacant posts	(64)		
Agency Overspend above amount covered by vacant posts	(42)	(50)	
additional legal fees recovered	32	35	10
additional costs primarily Mallory costs	(32)	(35)	(35)
2.14 Human Resources			
Overspend to date on Corporate Training Budget and Vacancy Advertising	(5)	0	0
Other Minor Variances	(2)	0	0
2.15 Committee Services			
Minor Variances	6		
2.16 Contact Centre			
No income to be received from County Council as contribution towards use of reception facilities	(8)	(8)	
2.17 UK Shared Prosperity Fund			
Project underspends to date	87	90	0

Outturn Explanations April 2023 to December 2023 Key : () = overspend				
Forecasted year end variations		Variation To Date	Forecast Year End	Forecast Year End September
		£000's	£000's	£000's
2.18	DSO Grounds maintenance under recovery of income - Delay in works due to staff capacity	(24)	(35)	(25)
	Additional costs in Hired & Contracted Services	(6)	0	0
	Additional costs in Equipment Maintenance	(8)	0	0
	Additional material costs	(7)	0	0
	Other minor variances	1	0	0
2.19	Cemeteries Additional burial fees	17	10	3
	Utility meter reading reimbursement	6	4	4
	Minor variations	2	0	0
2.20	Countryside Management underspend in electricity bills	6	5	0
	Minor variations	3	0	0
2.21	Parks Trade effluent charges and additional remedial work spends	(10)	(10)	(14)
	underspend in electricity bills	9	6	0
	underspend material costs	4	0	0
	Minor variations	4	4	4
2.22	Recycling Green waste additional income	187	180	165
	Net additional agency costs.	(41)	(28)	(10)
	Estimated fuel underspend	23	20	5
	Minor variations	(2)	0	0
2.23	Refuse Collection Additional trade waste income	60	54	52
	Reduction in agency requirement in last quarter		23	0
	Additional bulky waste	18	10	10
	Reduced LCC disposal cost	18	32	31
	Fuel underspend	26	30	30
	Underspend in Repair & Maintenance costs	10	0	0
	Additional BID recycling income	11	11	0
	Other minor variations	1	(5)	(10)
2.24	Street Cleansing Additional income from other service work	30	30	20
	Increase fuel cost	(5)	(3)	(3)
	Reduced Littering and penalty income	(7)	(5)	0
	Minor variations	(2)	0	0
2.25	Car Parks Additional car park income	23	22	0
	Minor variations	(3)	0	0
2.26	HRA Recharge of Support Services	(7)	45	0
2.27	Salary Directorate Variation	(11)	(76)	39
2.28	Net Write off pressures on general fund from decision to discontinue with current construction partner on the Crematorium project.	0	(590)	(590)
2.29	Estimated utility saving	0	70	70
Forecasted General Fund overspend) saving		179	266	220

Capital Programme Summary
31st December 2023

Description	Latest Budget £	Budget to Date £	Actual £	Variance to date £
General Fund				
Community Services & Development Services	23,532,579	5,199,258	4,307,048	892,210
Corporate, Support & Street Scenes Services	4,761,597	3,287,586	1,053,911	2,233,675
	28,294,176	8,486,844	5,360,959	3,125,885
HRA	12,844,416	8,134,161	6,174,274	1,959,887
Grand Total	41,138,592	16,621,005	11,535,233	5,085,772

Capital Expenditure
31st December 2023

manual adjustment

Code	Description	Latest Budget £	Budget to Date £	Actual £	Variance £	Ref No
Corporate, Support & Street Scene						
spv	Asset Management Enhancement Works	50,000	37,505	42,239	(4,734)	
ssy	Making Tax Digital	12,000	9,000	0	9,000	
ssv	MIRA Technology Park Infrastructure	3,553,510	3,553,510	3,553,511	(1)	
swy	Network Upgrades Phase 2	68,000	35,139	31,399	3,740	
sxa	Wifi Upgrades	65,336	35,336	35,216	120	
slf	Improvements to town centres & high streets	50,000	37,505	23,187	14,318	
slq	Hinckley Town Centre Wayfinding Strategy	50,000	24,995	0	24,995	
sli	LLEP Business Growth Hub	25,000	10,000	0	10,000	
slj	Uk Rural Prosperity Capital Schemes	100,000	40,000	0	40,000	1
sya	Members ICT Equipment	30,000	22,503	28,431	(5,928)	
syb	Emergency Generator	12,000	9,000	0	9,000	
syc	UPS Replacement	33,000	24,753	0	24,753	
syd	MFA Non Corp Mobiles	8,000	6,002	0	6,002	
sye	Load Balancers	12,000	9,000	0	9,000	
rft	Parks : Major Works	30,000	0	510	(510)	
rcs	Incab System (Tracker System)	14,000	10,502	11,486	(984)	
ran	Memorial Safety Programme	6,270	0	0	0	
rce	Recycling Containers	132,960	132,960	115,046	17,914	
svb	Waterside Open Space (SEA)	57,988	0	0	0	
svi	Waterside Play Area	70,668	0	0	0	
rby	The Greens	133,474	100,105	94,999	5,106	
syf	Jellicoe Way	12,523	0	0	0	
svq	Granville Road	10,227	0	0	0	
syh	Sword Drive	750	0	745	(745)	
syi	Swallows Green	750	0	745	(745)	
syl	Groby Pool Car Park	3,000	0	3,000	(3,000)	
svi	Burbage Common - The Greens	52,250	0	1,214	(1,214)	
rlc	Environmental Improvements	50,590	38,095	5,201	32,894	2
syk	Machinery Procurement	40,642	40,642	39,955	687	
rkt	Resurfacing Car Parks	129,040	110,296	13,482	96,814	3
sto	New Crematorium	2,129,209	120,500	125,850	(5,350)	
rqq	Parish & Community Initiatives	174,295	130,722	59,257	71,465	4
rgo	Hinckley Community Initiative Fund -HCIF	19,108	0	5,000	(5,000)	
rcr	Electric Charging Points	243,620	237,371	75,648	161,724	5
syn	Burbage Common Pay and Display	10,878	0	0	0	
syo	Partnership IT Schemes	375,000	737	0	737	
svp	NHS Hinckley Hub upgrade	200,000	0	0	0	
syq	Acquisition & Development Scheme	15,000,000	0	0	0	
rgt	Davenport rd and Hays Lane imps	5,000	5,000	5,000	0	
rbm	Clarendon Park	2,450	2,450	2,114	336	
slh	Feasibility studies	35,000	26,252	18,164	8,088	
ssa	General Renewal -Extensions	0	0	(58)	58	
suh	Shared Revenue and Benefits	0	0	53	(53)	
swc	Lancaster Road Pedestrian Crossing	0	0	(20,000)	20,000	
swd	Server/Network Hardware Replacements	0	0	0	0	
swf	Telephony Upgrade	0	0	(14,949)	14,949	
swh	Office 365 Consultancy Support	0	0	554	(554)	
swn	ICT Transitional Costs	0	0	(535)	535	
rba	Hollycroft Park	6,500	6,500	0	6,500	
rgp	Developing Communities Fund	280,453	280,453	31,050	249,403	6
sop	IT Future Operating Model	48,705	48,705	1,491	47,214	7
swj	Jubilee Building Works	0	0	0	0	
swz	ICT Security Upgrades	99,074	9,074	8,044	1,030	
swq	Network & Server Resilience	89,309	44,646	10,000	34,646	8
		23,532,579	5,199,258	4,307,048	892,210	
Community & Development Services						
roa	Major Works Grants	160,000	127,513	14,895	112,618	9
roh	Minor Works Grants	40,000	30,004	27,761	2,243	
rom	Private Sector Housing Enforcement	100,000	75,010	71,242	3,768	
roq	Hoarding Project	670,882	592,165	147,698	444,467	10
rob	Disabled Facilities Grant	1,194,600	1,033,995	332,847	701,148	11
rdq	Sports Facility Improvement Fund	20,000	15,002	4,800	10,202	
rdp	Bosworth 1485 Sculpture Trail project	588,907	438,006	185,200	252,806	12
rkh	Heritage Action Zone	1,212,876	727,176	159,391	567,785	13
sys	Solar Panel Scheme at Hinckley Leisure Centre	200,000	0	0	0	
syt	Regeneration LLEP Enterprise Zone	295,911	0	24,078	(24,078)	
rdi	Leisure Centre	0	0	492	(492)	
rop	CCTV Upgrade 2020-21	0	0	2,252	(2,252)	
svo	Argents Mead Moat Improvements	68,630	68,630	65,039	3,591	
rkj	Sketchley Brook 106	45,000	18,000	809	17,191	
rky	Earl Shilton Shop Fronts	10,826	8,120	3,594	4,526	
roe	Fuel Poverty Capital Fund	1,096	1,096	0	1,096	
rof	Green Deal Capital Fund	138,769	138,769	0	138,769	14
rfq	LTA - Tennis court Works	14,100	14,100	13,812	288	
		4,761,597	3,287,586	1,053,911	2,233,675	

Capital Programme Variances over £25,000				
Ref No	Description	Explanation of Variance	Variance to date	y/e Variance
<u>Corporate, Support & Street Scene</u>				
1	Uk Rural Prosperity Capital Schemes	Grant funded schemes for which a carry forward to be requested	40,000	20,000
2	Environmental Improvements	Scheme to be reprofiled	32,894	
3	Resurfacing Car Parks	Awaiting invoices and it's likely work won't be completed in 2324	96,814	54,000
4	Parish & Community Initiatives	Awaiting 3rd party evidence before funds are released	71,465	60,000
5	Electric Charging Points	Remove the grant funding £111,558 CRoffey. Awaiting carry forward budget to be reprofiled	161,724	54,000
6	Developing Communities Fund	Scheme to be reprofiled	249,403	
7	IT Future Operating Model	Scheme complete	47,214	47,000
8	Network & Server Resilience	Scheme to be moved into 2024/25 as part of capital programme review	34,646	
<u>Community & Development Services</u>				
9	Major Works Grants	Underspend to date on major grants with enquiries still to be determined and grant payments still to be paid in respect of grants approved to date where an interim payment has been made	112,618	
10	Hoarding Project	Scheme to be reprofiled when the capital programme is revised later in the year to match expected spend profile and available grant funding	444,467	
11	Disabled Facilities Grant	Underspend to date on major grants with enquiries still to be determined and grant payments still to be paid in respect of grants approved to date where an interim payment has been made. Budget to be revised as part of capital programme review to more realistic position.	701,148	60,000
12	Bosworth 1485 Sculpture Trail project	Scheme to be reprofiled to match spend profile.	252,806	
13	Heritage Action Zone	Scheme to be completed by March 2024	567,785	(70,000)
14	Green Deal Capital Fund	Scheme to be reprofiled. Discussions taking place with LCC and Green Living Partnership whereby funds will either be passported to them or be spent by ourselves as project host for the proposed project later in the year when these discussions are finalised.	138,769	

31st December 2023
HRA Capital Programme

	Latest Budget £	Budget to Date £	Actual £	Variance to date £	Forecast Year End (over)/under	
Adaptation Of HRA Dwellings-Social Serv	724,973	543,802	386,094	157,708		Budget Committed
Major Voids	734,810	551,182	577,389	(26,207)	(40,000)	Estimated overspend based on high volumes of voids
Programmed Enhancements	221,342	172,627	163,594	9,033		Budget Committed
Electrical Upgrades/Rewires	542,119	406,645	412,053	(5,408)		Budget Committed.
Windows : Single to Double Glazing	224,836	168,651	169,283	(632)		Main works started in September
Re-Roofing	704,225	528,239	419,919	108,320		Budget Committed
Kitchen Upgrades	790,276	592,786	527,183	65,603		Programme commenced in September. Budget Committed
Boiler Replacement	494,385	386,332	381,023	5,309		Budget Committed
Low Maintenance Doors	58,400	43,805	39,771	4,034		
Sheltered Scheme Enhancements	42,000	31,503	22,921	8,582		
Enhancement Works - Bathroom Upgrades	223,800	167,871	109,711	58,160		Programme commenced in October. Budget Committed
Fire Risk Assessments	288,000	230,274	42,194	188,080		Budget Committed
Affordable Housing	600,000	450,060	1,328,414	(878,354)		Budget Committed
Ambion Court	0	0	11,017	(11,017)		
Legionella	12,850	9,637	4,327	5,310		
Asbestos	186,540	139,926	127,722	12,204		Budget Committed
Energy Efficiency Programme	0	0	0	0		
Piper Alarm Upgrade	25,000	25,000	89,968	(64,968)	(65,000)	Additional upgrade costs to be met from reserves
Martinshaw Lane	0	0	12	(12)		
Insulation and wraps	1,501,455	1,151,982	1,323,812	(171,830)		Budget Committed
Housing Delivery	3,338,000	2,503,835	0	2,503,835		
Peggs Close	2,091,405	0	0	0		
HRA Purchase of Vehicles	40,000	30,004	37,867	(7,863)	3,000	Final purchase cost for leased vehicles lower than expected
	12,844,416	8,134,161	6,174,274	1,959,887	(105,000)	

Housing Revenue Account

Key : () = overspend

	2023/24 LATEST ESTIMATE	2023/24 BUDGET to December	2023/24 ACTUAL to December	VARIANCE to December	VARIANCE TIMING	VARIANCE Excl TIMING	F'CASTED OUTTURN	VARIATION YEAR END	REF
	£	£	£	£	£	£	£	£	
SUMMARY HRA									
INCOME									
Dwelling Rents	(13,973,140)	(10,500,815)	(10,593,596)	92,781		92,781	(14,033,140)	60,000	
Non Dwelling Rents (garages & land)	(85,520)	(67,456)	(57,697)	(9,759)	-	(9,759)	(73,520)	(12,000)	
	(14,058,660)	(10,568,271)	(10,651,293)	83,022	-	83,022	(14,106,660)	48,000	1
EXPENDITURE									
Supervision & Management (General)	2,881,727	2,007,173	1,961,863	45,310	(11,000)	56,310	2,853,727	28,000	2
Supervision & Management (Special)	1,311,314	876,394	742,786	133,608	104,000	29,608	1,329,314	(18,000)	3
Lump Sum LCC pension contribution	96,470	72,362	65,085	7,277		7,277	86,470	10,000	4
Contribution to Housing Repairs A/C	3,192,170	-	-	-	-	-	3,342,170	(150,000)	5
Depreciation (Item 8 Debit)	2,991,350	-	-	-	-	-	2,991,350	-	
Capital Charges : Debt Management	1,080	810	705	105		105	1,080	-	
Increase in Provision for Bad Debts	80,000	-	-	-	-	-	80,000	-	
Interest on Borrowing	1,818,370	909,185	909,184	1	-	1	1,818,370	-	
	12,372,481	3,865,924	3,679,624	186,301	93,000	93,301	12,502,481	(130,000)	
Net Income/Cost of Services	(1,686,179)	(6,702,347)	(6,971,669)	269,322	93,000	176,322	(1,604,179)	(82,000)	
Interest Receivable	(170,000)	-	-	-	-	-	(170,000)	-	
IAS19 Adjustment	(342,610)	-	-	-	-	-	(342,610)	-	
Net Operating (Income)/Cost	(2,198,789)	(6,702,347)	(6,971,669)	269,322	93,000	176,322	(2,116,789)	(82,000)	
CONTRIBUTIONS									
Contribution to Piper Alarm Reserve	30,000	-	-	-	-	-	30,000	-	
Contribution to Pension Reserve	3,520	-	-	-	-	-	3,520	-	
Transfer to Major Reserves	18,098	-	-	-	-	-	18,098	-	
Transfer to Regeneration Reserve	2,253,300	-	-	-	-	-	2,153,300	100,000	6
Contribution from Carry Fwd Reserve	(43,300)	-	-	-	-	-	(43,300)	-	
Surplus / Deficit	62,829	(6,702,347)	(6,971,669)	269,322	93,000	176,322	44,829	18,000	
	£	£	£	£	£	£	£	£	
SUPERVISION & MANAGEMENT (GENERAL)									
Employees	1,444,531	919,264	917,274	1,990	7,000	(5,010)	1,461,531	(17,000)	2.1
Premises Related Expenditure	188,846	163,466	174,038	(10,572)		(10,572)	196,846	(8,000)	2.2
Transport Related Expenditure	13,930	10,449	11,870	(1,421)		(1,421)	13,930	-	
Supplies & Services	297,834	200,236	209,194	(8,958)	(18,000)	9,042	309,834	(12,000)	2.3
Central & Administrative Expenses	972,106	729,189	727,740	1,449		1,449	972,106	-	
Gross Expenditure	2,917,247	2,022,604	2,040,115	(17,511)	(11,000)	(6,511)	2,954,247	(37,000)	
Revenue Income	(35,520)	(15,431)	(78,252)	62,821	-	62,821	(100,520)	65,000	2.4
Recharges	-	-	-	-	-	-	-	-	
Total Income	(35,520)	(15,431)	(78,252)	62,821	-	62,821	(100,520)	65,000	
Net Expenditure to HRA	2,881,727	2,007,173	1,961,863	45,310	(11,000)	56,310	2,853,727	28,000	
SUPERVISION & MANAGEMENT (SPECIAL)									
Employees	846,968	539,675	622,980	(83,305)	8,000	(91,305)	958,968	(112,000)	3.1
Premises Related Expenditure	878,154	606,288	416,357	189,931	89,000	100,931	778,154	100,000	3.2
Transport Related Expenditure	13,165	9,910	10,300	(390)		(390)	13,165	-	
Supplies & Services	152,307	127,376	114,431	12,945		12,945	162,307	(10,000)	3.3
Central & Administrative Expenses	269,390	202,158	194,773	7,385	7,000	385	269,390	-	3.4
Gross Expenditure	2,159,984	1,485,407	1,358,842	126,565	104,000	22,565	2,181,984	(22,000)	
Revenue Income	-	819,650	(616,056)	7,043	-	7,043	(823,650)	4,000	3.5
Recharges	-	29,020	-	-	-	-	(29,020)	-	
Total Income	(848,670)	(609,013)	(616,056)	7,043	-	7,043	(852,670)	4,000	
Net Expenditure to HRA	1,311,314	876,394	742,786	133,608	104,000	29,608	1,329,314	(18,000)	

Outturn Explanations April 2023 to December 2023				
Key : () = overspend				
	Forecasted year end variations	Timing	Variation To Date	Forecast Year End
		£000's	£000's	£000's
	HOUSING REVENUE ACCOUNT	93	176	18
1	Rents:	0	83	48
	Rents - additional rent from dwellings. Mainly due to fewer dwelling sales	0	93	60
	Rents - shortfall in garage rents	0	(10)	(12)
2	SUPERVISION & MANAGEMENT (GENERAL)	(11)	56	28
2.1	Employees:	7	(5)	(17)
	Holiday Pay/Flexi to be processed at year end	7	0	0
	Severance Pay savings	0	20	20
	Salary overspend due to pay award	0	(25)	(37)
2.2	Premises Related Expenditure:	0	(11)	(8)
	Premises Insurance underspend	0	4	4
	Council Tax overspend to date	0	(15)	(12)
2.3	Supplies & Services:	(18)	9	(12)
	Awaiting prior year - Audit invoice	9	0	0
	IT Licences paid in advance	(22)	0	0
	Home Swapper subscription paid in advance	(5)	0	0
	Legal Fees underspend to date	0	10	7
	IT increase contract costs.	0	(23)	(25)
	Tenant Association Support underspend to date	0	18	10
	Other minor variations	0	4	(4)
2.4	Revenue Income	0	63	65
	Additional Council Tax income	0	9	12
	Domestic Abuse funding	0	37	37
	New Burdens Grant funding	0	16	16
	Other minor variations	0	1	0
3	SUPERVISION & MANAGEMENT (SPECIAL)	104	30	(18)
3.1	Employees:	8	(91)	(112)
	Holiday Pay/Flexi to be processed at year end	8	0	0
	Salary overspend due to pay award	0	(41)	(50)
	Overtime overspend -vacant post & new member of staff training (double cover)	0	(50)	(62)
3.2	Premises Related Expenditure:	89	101	100
	Outstanding electricity & gas costs for November & December	70	0	0
	Outstanding cleaning costs for September to December	14	0	0
	Water underspend to date	5	0	0
	Electricity & gas underspend	0	110	120
	Caretaking overspend	0	(13)	(20)
	Other minor variations	0	4	0
3.3	Supplies & Services:	0	13	(10)
	Equipment/Piper Alarm underspend to date	0	19	0
	Telephone overspend to date	0	(6)	(10)
3.4	Central & Administrative Expenses:	7	0	0
	Underspend to date mainly due to Contact Centre & debtors recharges	7	0	0
3.5	Revenue Income:	0	7	4
	Additional Lifeline income	0	12	12
	Shortfall Sheltered Scheme Service Charges	0	(3)	(5)
	Shortfall in income from Hire fees	0	(2)	(3)
4	Lump Sum LCC pension contribution:	0	7	10
	Lower lump sum contributions	0	7	10
5	Contribution to Housing Repairs A/C:	0	0	(150)
	Increased contribution to Housing Repairs A/c	0	0	(150)
6	Transfer to Regeneration Reserve	0	0	100
	Reduction due to additional contribution to Repairs	0	0	100

HOUSING REPAIRS ACCOUNT	2023/24	2023/24	2023/24			F'CASTED	F'CASTED		
	LATEST	BUDGET	ACTUAL	VARIANCE		VARIANCE		VARIATION	
	BUDGET	to Dec	to Dec	to Dec	TIMING	Excel TIMING	OUTTURN	YEAR END	REF
	£	£	£	£	£	£	£	£	
Administration									
Employee Costs	701,327	464,144	423,936	40,208		40,208	676,327	25,000	1
Premises related		0	142	(142)		(142)	0		
Transport Related Expenditure	15,340	11,508	10,697	811		811	15,340	0	
Supplies & Services	140,185	114,423	134,388	(19,965)	(16,000)	(3,965)	140,185	0	2
Central Administrative Expenses	293,970	220,513	222,751	(2,238)		(2,238)	293,970	0	
Total Housing Repairs Administration	1,150,822	810,588	791,914	18,674	(16,000)	34,674	1,125,822	25,000	
Programmed Repairs	774,396	590,603	566,603	24,000	20,000	4,000	774,396	0	3
Responsive Repairs	1,488,280	1,117,909	1,050,188	67,721	178,000	(110,279)	1,563,280	(75,000)	4
GROSS EXPENDITURE	3,413,498	2,519,100	2,408,705	110,395	182,000	(71,605)	3,463,498	(50,000)	
Contribution from HRA	(3,192,170)	0	0	0	0	0	(3,342,170)	150,000	5
Accumulated Absences/ IAS 19	(90,050)	0	0	0	0	0	(90,050)	0	
TOTAL INCOME	(3,282,220)	0	0	0	0	0	(3,432,220)	150,000	
Contribution to HRA Reserves		0	0	0	0	0	0	0	
NET EXPENDITURE	131,278	2,519,100	2,408,705	110,395	182,000	(71,605)	31,278	100,000	

Variations	TIMING £000's	VARIANCE £000's	Outturn
1 Estimated impact of vacancies		40,000	25,000
2 ICT invoice prepayments	(11,000)		
Other minor variations	(5,000)		
	(16,000)	-	-
3 December gas service invoices processed in January	20,000		
4 Work in Progress and overhead charges to be processed Current demand higher than expected	178,000	(110,000)	(75,000)
5 Increased contribution from HRA			150,000
	182,000	(70,000)	100,000

SLT CASH FLOW 2023-2024

	Apr	May	Jun	Jul	Aug	Sep
Income						
Council Tax	7,509,681	7,353,476	7,327,511	7,281,581	7,300,975	7,427,649
Rents	488,048	656,999	676,256	648,701	663,849	671,524
Business rates	4,138,079	3,794,696	4,021,567	3,510,152	3,674,682	3,937,824
Debtors	1,255,303	182,581	448,340	513,431	472,796	924,453
Cards	966,932	905,758	867,382	726,255	781,711	710,457
Planning Fees	73,901	45,234	101,312	94,452	226,419	71,492
Other	560,593	144,394	918,796	267,796	75,742	160,562
Housing subsidy Benefits DWP	904,490	1,819,761	904,490	904,490	904,490	904,490
DLUHC - NHB and S31 and small grants	494,178	828,606	1,167,271	468,830	669,363	349,719
HMRC	129,952	167,096	335,496	0	319,895	302,525
Right to Buy Receipts	103,250	114,000	0	172,450	210,600	0
Other Grants 1	0		430,197	954,304	0	251,585
Other Grants 2	0	0	0	0	0	0
Other Grants 3	0	0	0	0	0	0
Temporary Borrowing	4,000,000	5,000,000	1,000,000	0	0	2,500,000
Total Income	20,624,407	21,012,601	18,198,618	15,542,441	15,300,523	18,212,279
Payments						
Minor payments	-2,962	-12,968	-13,546	-22,706	-7,405	-36,179
MHCLG share of BR (net of RSG and transitional payments)	0	-3,242,239	-1,612,487	-1,612,484	-1,433,321	-1,433,321
Wages / Salaries	-848,510	-920,227	-846,207	-861,286	-883,842	-884,493
Precepts	-7,433,133	-7,433,133	0	-7,433,133	-7,433,133	-7,433,133
BR and Tariff payment to LCC and Fire	0	-2,799,154	-1,399,577	-1,399,577	-1,244,069	-1,244,069
Suppliers payments (Bacs and DD)	-3,641,883	-3,056,323	-4,061,367	-2,873,093	-3,256,822	-6,237,002
Capital Expenditure	0	0	0	0	-254,336	0
PWLB	-281,452	0	0	0	0	-983,184
Tax/NI (Salary related)	-278,529	-304,860	-325,598	-297,388	-296,542	-306,498
HB Payments & CT refunds	-593,511	-664,304	-1,066,745	-632,045	-597,694	-654,403
Right to Buy - payment to DLUHC	0	0	0	0	0	0
Other 1	0	0	0	0	0	0
Other 2	0	0	0	0	0	0
Payment to LLEP (MIRA)	-3,553,511	0	0	0	0	0
Temp borrowing	-7,506,425	0	-6,005,332	0	0	0
Total Payments	-24,139,915	-18,433,208	-15,330,858	-15,131,711	-15,407,162	-19,212,282
Net Income / Expenditure	-3,515,508	2,579,393	2,867,760	410,730	-106,640	-1,000,002
investments b/fwd	17,400,000	13,884,492	16,463,885	19,331,645	19,742,375	19,635,736
	13,884,492	16,463,885	19,331,645	19,742,375	19,635,736	18,635,734
Month end balance	-87,817	-6,628,652	-75,219	-68,435	-83,316	-98,814
actual amount invested	13,796,675	9,835,233	19,256,426	19,673,941	19,552,420	18,536,920

	Apr 23	May 23	Jun 23	Jul 23	Aug 23	Sep 23	Oct 23	Nov 23	Dec 23	Jan 24	Feb 24	Mar 24
Income	20,624,407	21,012,601	18,198,618	15,542,441	15,300,523	18,212,279	16,608,049	19,244,884	15,749,340			
Expenditure	24,139,915	18,433,208	15,330,858	15,131,711	15,407,162	19,212,282	18,331,760	17,843,566	13,080,285			
Investment Balance	13,796,675	9,835,233	19,256,426	19,673,941	19,552,420	18,536,920	16,841,911	17,775,711	16,972,337			

